
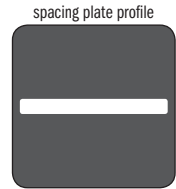


## Grid tile installation pattern




CROSS spacer




EDGE spacer

Tile size	30m <sup>2</sup> coverage <small>6x5</small>		60m <sup>2</sup> coverage <small>12x5</small>		90m <sup>2</sup> coverage <small>15x6</small>		120m <sup>2</sup> coverage <small>12x10</small>		150m <sup>2</sup> coverage <small>15x10</small>	
	Number of spacing plate		Number of spacing plates		Number of spacing plates		Number of spacing plates		Number of spacing plates	
	Cross	Edge	Cross	Edge	Cross	Edge	Cross	Edge	Cross	Edge
600x600	72	34	152	54	216	66	304	70	384	80
600x300	144	50	304	70	456	86	627	104	792	114
400x400	168	52	348	82	518	102	696	106	888	122
300x300	304	70	624	110	931	136	1287	144	1617	164
200x100	1421	156	2890	216	4366	266	5841	316	7326	346

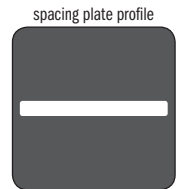
Estimation based on straight or standard grid tile installation pattern



## Offset tile installation pattern



"T" spacer



EDGE spacer

Tile size	30m <sup>2</sup> coverage <small>6x5</small>		60m <sup>2</sup> coverage <small>12x5</small>		90m <sup>2</sup> coverage <small>15x6</small>		120m <sup>2</sup> coverage <small>12x10</small>		150m <sup>2</sup> coverage <small>15x10</small>	
	Number of spacing plate		Number of spacing plates		Number of spacing plates		Number of spacing plates		Number of spacing plates	
	T	Edge	T	Edge	T	Edge	T	Edge	T	Edge
600x600	152	34	312	54	441	67	624	70	784	80
600x300	304	50	624	70	931	87	1287	104	1617	114
400x400	348	52	708	82	1036	102	1416	108	1776	122
300x300	624	70	1264	110	1881	137	2607	144	3267	164
200x100	2891	157	5831	217	8791	267	11781	316	14751	346

Estimation based on an offset tile installation pattern